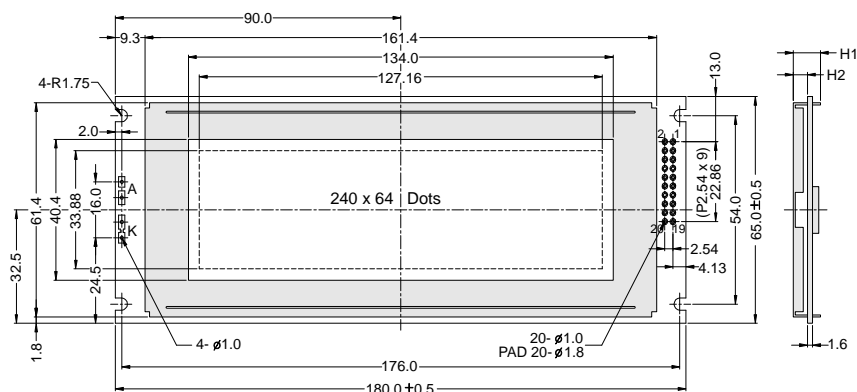


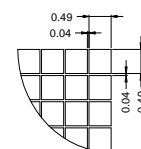
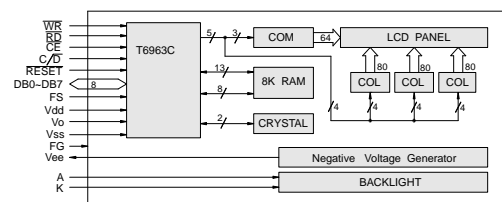
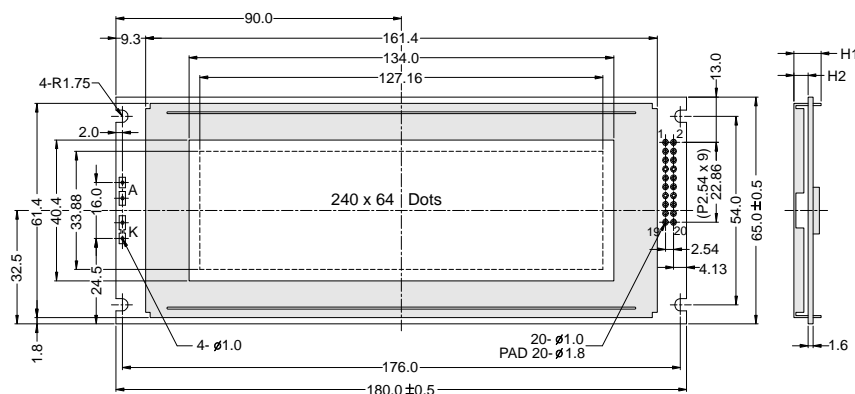
# PG 24064-E/F

## OUTLINE DIMENSION & BLOCK DIAGRAM

### PG 24064-E



### PG 24064-F



The tolerance unless classified  $\pm 0.3\text{mm}$

### MECHANICAL SPECIFICATION

Overall Size	200.0 x 66.0	Module	H2 / H1
View Area	134.0 x 40.4	W / O B/L	4.5 / 8.6
Dot Size	0.49 x 0.49	EL B/L	4.5 / 8.6
Dot Pitch	0.53 x 0.53	LED / CCFL B/L	9.2 / 13.3

### PIN ASSIGNMENT

Pin no.	Symbol	Function
1	FG	Frame ground
2	Vss	Power supply(GND)
3	Vdd	Power supply(+)
4	Vo	Contrast Adjust
5	WR	Data write
6	RD	Data read
7	CE	Chip enable
8	C/D	Command / data select
9	Vee	Negative output
10	RST	Reset
11-18	DB0-DB7	Data bus line
19	FS	Font selection
20	NC	No connection

### ABSOLUTE MAXIMUM RATING

Item	Symbol	Condition	Min.	Max.	Units
Supply for logic voltage	Vdd-Vss	25°C	-0.3	7.0	V
LCD driving supply voltage	Vdd-Vee	25°C	0	22.0	V
Input voltage	Vin	25°C	-0.3	Vdd+0.3	V

### ELECTRICAL CHARACTERISTICS

Item	Symbol	Condition	Min.	Typical	Max.	Units
Power supply voltage	Vdd-Vss	25°C	4.5	—	5.5	V
LCD operation voltage	Vop	Top	N	W	N	W
		-20°C	—	14.3	—	15.1
		0°C	9.7	—	10.2	—
		25°C	8.9	13.2	9.4	13.6
		50°C	8.6	—	9.1	—
		70°C	—	12	—	12.4
LCM current consumption (No B/L)	Idd	Vdd=5V	—	10	—	mA
Backlight current consumption	LED/edge	VB/L=3.5V	—	80	—	mA
	LED/array	VB/L=4.2V	—	650	—	mA

### REMARK

LCD option: STN, TN, FSTN

Backlight Option: LED,EL Backlight feature, other Specs not available on catalog is under request.

